

Department of Health Resources in Pawtucket

Personal Responsibility Education Program (Teen Outreach Program Curriculum)

Combines a comprehensive sexuality education curriculum with a youth development approach in the form of a community service component that has proven effective in both school and community-based settings.

Pawtucket COZ, Pawtucket School Department 286 Main Street Pawtucket • 401-729-6300

Title X Family Planning

Provides confidential family planning services at low or no cost based on income. Teens can receive confidential birth control visits or HIV/STD testing without parental notification or consent.

Blackstone Valley Health Center 42 Park Place Pawtucket, RI 02860 • 401-722-0081

• www.health.ri.gov/programs/familyplanning

Maternal and Child Home Visiting

Provides short- or long-term home visiting services to pregnant or parenting teens, including fathers. Home visitors help their clients find appropriate prenatal care, engage in preventive health practices, connect with community resources, become more confident parents, and set and achieve personal goals.

First Connections at Children's Friend 500 Prospect Street, Pawtucket • 401-721-6400

• www.health.ri.gov/homevisiting

Women, Infants, and Children (WIC) program

Provides services such as healthy food checks, nutrition counseling, and breastfeeding support to low-income pregnant and parenting teens.

Children's Friend 500 Prospect Street, Pawtucket • 401-721-6416 • www.health.ri.gov/wic

Additional resources in your community

Boys and Girls Club of Pawtucket

Enables and inspires youth, especially those from diverse or difficult circumstances, to reach their full potential as productive, responsible, and healthy members of their community through programs such as character and leadership development, computer training, life skills, and sports recreation.

One Moeller Place, Pawtucket • 401-722-8840

Caritas

Provides substance abuse services for adolescents and their families.

166 Pawtucket Avenue, Pawtucket • 401-722-4644

Pawtucket Prevention Coalition

Creates, implements, and advocates for effective community development in substance abuse as well as other areas of prevention. The program also offers public housing venues called CSI (Creating Solutions for Independence) focusing on behavioral education, mentoring, community service, and talent cultivation.

137 Roosevelt Avenue, Pawtucket • 401-475-1168

YMCA of Pawtucket

Provides after-school programs, fitness programs, and teen nights. The YMCA also has the Leaders' Club, which provides leadership training, personal growth, service to others, and social development by working closely with peers, counselors, and the community.

20 Summer Street, Pawtucket • 401-727-7900

333 Roosevelt Avenue, Pawtucket • 401-727-7050

YWCA Rhode Island's Nowell Academy

Charter school that focuses on at-risk students, including teens who are pregnant or already parents. On-site infant/toddler child care is available for teen parents.

43 Hawes Street, Central Falls • 401-723-0649



ISSUE BRIEF • JUNE 2013

Teen Pregnancy PAWTUCKET



Pawtucket has many services in place to help teens—including those who are pregnant and parenting—achieve their education, career, and personal goals. Opportunities exist to build on these strengths to prevent teen pregnancy and enhance individual, family, and community well-being.

Why we care about teen pregnancy

Teen pregnancy affects the long-term well-being of families and communities. Teen pregnancy is associated with serious health risks for the mother and child. For example, Rhode Island women younger than 20 years old are more likely to use tobacco during pregnancy and have late prenatal care and are less likely to breastfeed.¹ Teen pregnancy and parenting also contribute to higher high school drop-out rates and lower income and educational attainment.² For fathers, education statistics are similar; between 2002 and 2006, 40% of infants born to teens had fathers with a high-school diploma or less. Children of teen parents are more likely to have lower school achievement and drop out of high school, have more health problems, be incarcerated at some time during adolescence, give birth as a teen, and face unemployment as a young adult.³ In Rhode Island in 2008, public sector costs associated with teen childbearing were estimated at nearly \$49 million.²

Community strengths

- **The number and rate of teen pregnancies have been decreasing**—although at a slower rate in Pawtucket (21%) than across Rhode Island (28%) during 2007-2011. (See Figure 1 on the next page.)
- **Most Pawtucket teens want to continue their education.** Slightly fewer Pawtucket 12th graders had planned to attend college during the 2010-2011 school year (89%) than their peers statewide (90%).
- **Pawtucket has many community-based services for teens**, including programs to help teens prevent pregnancy, continue their education, find employment, prepare for a baby, and improve their parenting skills and confidence. See page four for a partial listing.

PAWTUCKET COMMUNITY AT A GLANCE

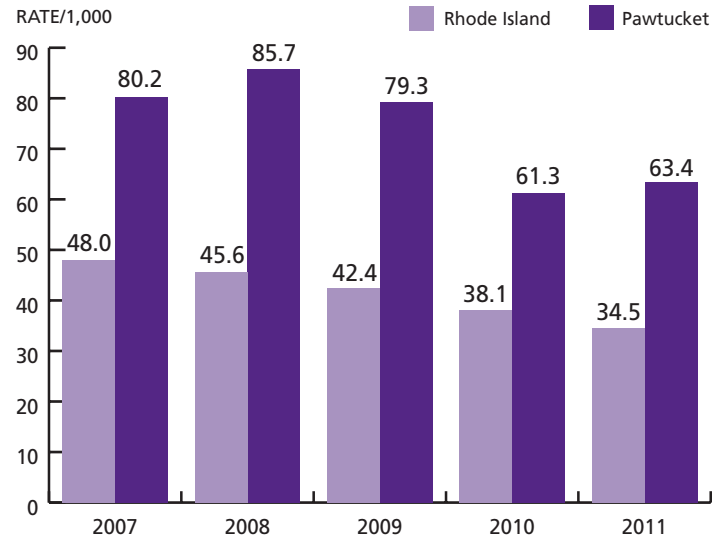
- ALL AGES: **71,148**
- WHITE: **47,289 (66.5%)**
- BLACK OR AFRICAN AMERICAN: **9,534 (13.4%)**
- HISPANIC/LATINO ETHNICITY: **14,042 (38.1%)**
- BELOW POVERTY: **19.4%**
- FEMALES AGED 15-19: **2,333**
- TEEN PREGNANCIES BY YEAR:

185
2009

143
2010

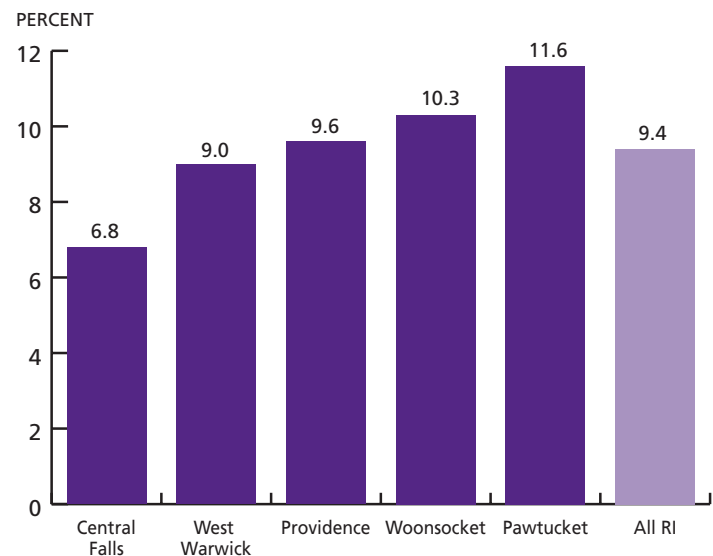
148
2011

FIGURE 1
TEEN PREGNANCY RATES, PAWTUCKET AND RHODE ISLAND, 2007-2011*



*Teen pregnancy rates are defined as the number of births, induced terminations, and spontaneous fetal deaths (e.g., miscarriages) per 1,000 female teens aged 15-19; 2011 data are provisional; rates based on 2010 US Census data
Source: Maternal and Child Health Database, Rhode Island Department of Health

FIGURE 3
LOW BIRTH WEIGHT AMONG TEEN BIRTHS BY SELECTED CITIES/TOWNS, RHODE ISLAND 2009-2011*

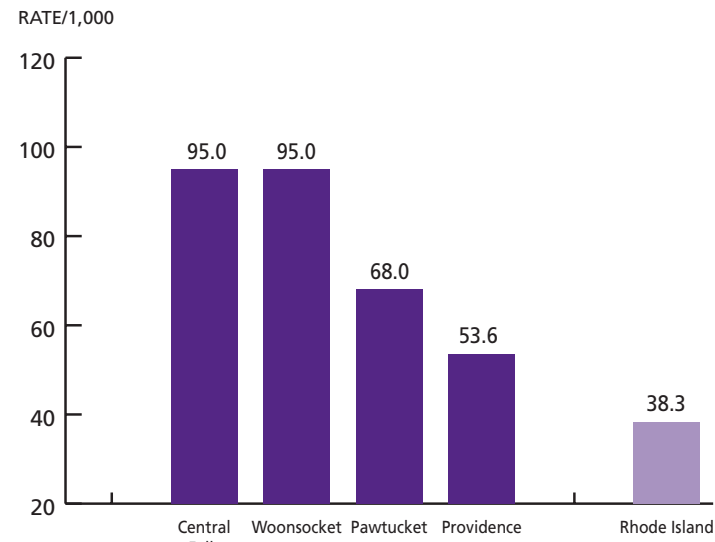


*Low birth weight = <2500 grams; teens aged 15-19
Source: Maternal and Child Health Database, Rhode Island Department of Health

References

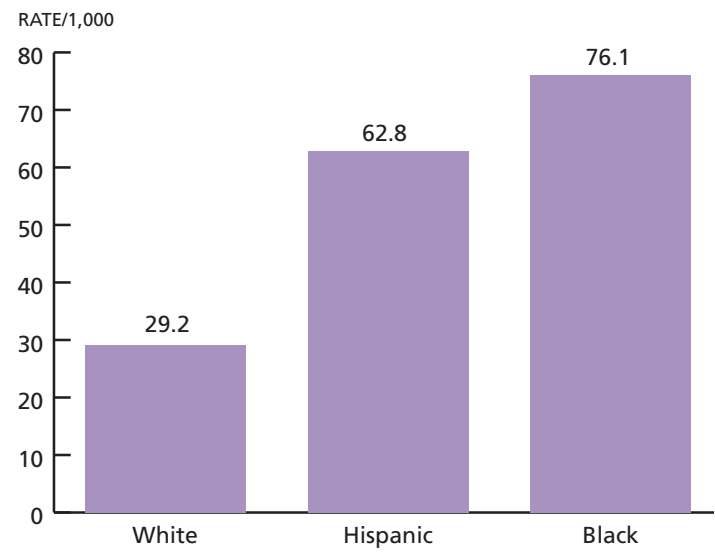
- ¹Rhode Island Department of Health. (2012). 2012 Rhode Island Pregnancy Risk Assessment Monitoring System data book. Retrieved from www.health.ri.gov/publications/databooks/2012PregnancyRiskAssessmentMonitoringSystem.pdf
- ²Counting It Up: The Public Costs of Teen Childbearing in Rhode Island in 2008. The National Campaign to Prevent Teen and Unplanned Pregnancy, June 2011.
- ³Centers for Disease Control and Prevention. (2012) About teen pregnancy. Retrieved from www.cdc.gov/TeenPregnancy/AboutTeenPreg.htm

FIGURE 2
TEEN PREGNANCY RATES BY SELECTED GEOGRAPHIC AREAS, RHODE ISLAND, 2009-2011



Source: Maternal and Child Health Database, Rhode Island Department of Health

FIGURE 4
TEEN BIRTH RATES BY SELECTED RACIAL/ETHNIC GROUPS, PAWTUCKET, RHODE ISLAND* 2009-2011



*Rates were calculated using population estimates based on the 2010 US Census; rate for Native Americans and Asians not shown due to small numbers
Source: Maternal and Child Health Database, Rhode Island Department of Health

Community challenges

- **Pawtucket had the third highest teen pregnancy rate in the state** during 2009-2011. The rate in Pawtucket (68 per 1,000 teens) was 1.8 times that for the state (38), with 476 teen pregnancies occurring during the three-year period (Figure 2).
- **The repeat teen birth rate was slightly higher in Pawtucket than statewide.** Among the 302 infants born to teens in Pawtucket during 2009-2011, 54 (18%) were born to teens who were already mothers, compared to 16% statewide.
- **Nearly one-quarter (24%) of the Pawtucket teens who gave birth during 2009-2011 received late* or no prenatal care.** This rate is 1.5 times higher than the overall rate among Pawtucket residents (16%). Statewide, the difference between rates of late prenatal care among teens (23%) and those aged 20 and older (12%) was greater, however, nearly twice as high for teens.
- **Pawtucket teens had a higher rate of low birth weight births (12%)** than teens statewide and in other Rhode Island cities with high teen birth rates (Figure 3).
- **Disparities exist among racial/ethnic groups.** During 2009-2011 in Pawtucket, the teen birth rate was twice as high among Black or African Americans and 2.6 times as high among those of Hispanic/Latino ethnicity as among Whites (Figure 4).
- **Pawtucket high school students had higher absenteeism rates** during the 2010-2011 school year than their peers statewide. Twenty-nine percent (29%) of the 2,344 high school students in Pawtucket were absent 18 or more days compared to the statewide rate of 25%. The overall attendance rate of 91% was slightly lower than the state rate (92%).
- **Pawtucket students had lower school achievement** than their statewide peers. The Pawtucket class of 2011 had a lower four-year graduation rate (63%) than that in Rhode Island overall (77%). In addition, only 60% of Pawtucket 11th grade students were proficient at reading compared to 77% of all Rhode Island students.

Worth noting

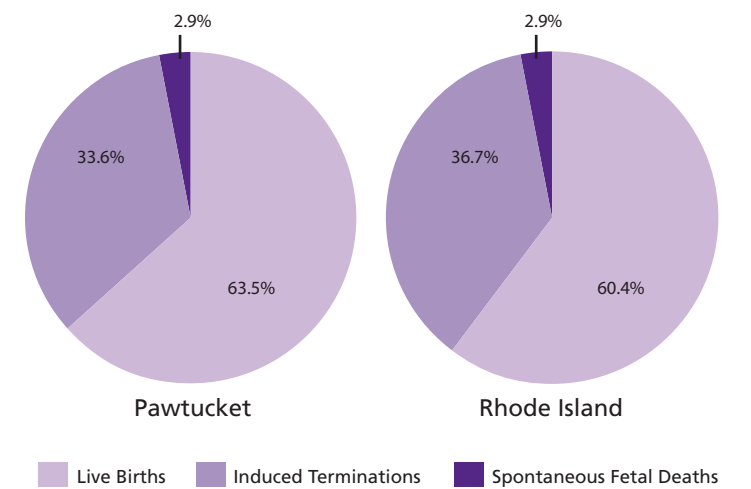
A slightly higher proportion of teen pregnancies result in a live birth in Pawtucket than statewide. Among the 476 Pawtucket pregnancies during 2009-2011, 302 (64%) resulted in a live birth, and 160 (34%) in an induced termination. Statewide, 60% of teen pregnancies resulted in a live birth and 37% in an induced termination (Figure 5).

What you can do

- **Make a data-driven action plan** to address teen pregnancy and promote adolescent health in Pawtucket. Take advantage of your community’s many strengths and support services to do so.
- **Encourage referrals to community-based programs and services** that can help teens prevent pregnancy and support them if they do get pregnant. Providers should coordinate care for teens and follow up on referrals, as appropriate, to assure access to care.
- **Keep talking with us.** We hope to engage in continuous conversation and collaboration to help you enhance adolescent health in your community. For more information, contact Kim Harris, Adolescent Health Program Manager, at 401-222-4354.
- Visit www.health.ri.gov/for/pregnantwomen for useful information for pregnant women.

*Prenatal care that begins after the first trimester

FIGURE 5
TEEN PREGNANCY OUTCOMES, PAWTUCKET AND RHODE ISLAND, 2009-2011



Source: Maternal and Child Health Database, Rhode Island Department of Health