


Don't Mess with Asbestos



Some materials in the home can contain asbestos. When asbestos is damaged or disturbed, asbestos fibers can enter the air. Breathing asbestos fibers can cause serious health problems.

Is it asbestos?


Materials that often contain asbestos include...



exterior siding



pipe insulation



flooring tiles




popcorn ceilings



roofing products



vermiculite attic insulation



drywall

Have them tested or handle the material like it contains asbestos.

Do you need to hire a licensed asbestos professional to remove, repair, or disturb asbestos?



Houses with three or more apartments and mixed-use buildings (buildings with commercial and residential uses): *You must hire a licensed asbestos professional.*



Private residence (one- or two-family homes): *It is strongly recommended that you hire a licensed asbestos professional.*



Before demolition of any structure: You must hire a licensed asbestos inspector to confirm if there is any material that contains asbestos and have it removed before demolition.


Remember: Asbestos-containing material is always hazardous waste. It needs to be disposed of carefully and properly. The Rhode Island Eco-Depot (for household hazardous waste) can accept asbestos-containing material. Call 401-942-1430 x3241 or visit www.EcoDepotRI.org to make an appointment.



Learn more at health.ri.gov/asbestos or epa.gov/asbestos.



Asbestos Do's and Don'ts for the Homeowner



It is strongly recommended that you hire a licensed asbestos professional for any work to test materials for asbestos, to remove or repair asbestos, or renovations that will disturb asbestos.

DO	DON'T
Assume suspect building materials contain asbestos – or have them tested by a professional.	Don't dust, sweep, or vacuum debris that may contain asbestos.
Leave undamaged asbestos-containing material alone.	Don't saw, sand, scrape, or drill holes in asbestos-containing materials.
Check to see if you are required to work with a licensed Asbestos Contractor (see other side or visit RIDOH's website).	Don't use abrasive pads or brushes to strip wax from asbestos flooring. Never use power strippers on asbestos flooring.
Have removal and repair done by a licensed Asbestos Contractor. It's recommended even if you're not required to.	Don't sand or try to level asbestos flooring or its backing.
Avoid damaging asbestos-containing material.	Don't track material that could contain asbestos through the house. If you cannot avoid walking through the area, have it cleaned with a wet mop. If the material is from a damaged area or if a large area must be cleaned, call an asbestos professional.
Avoid or limit activities in any areas that have damaged material that may contain asbestos.	Sometimes asbestos containing material can be easily crushed or crumbled into a powder. Don't allow anyone to be exposed to this material.



Learn more at health.ri.gov/asbestos or epa.gov/asbestos.