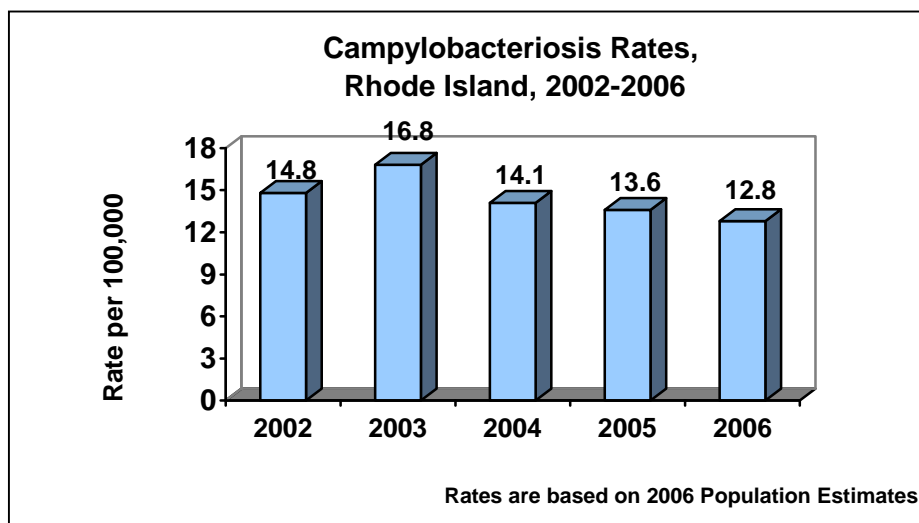
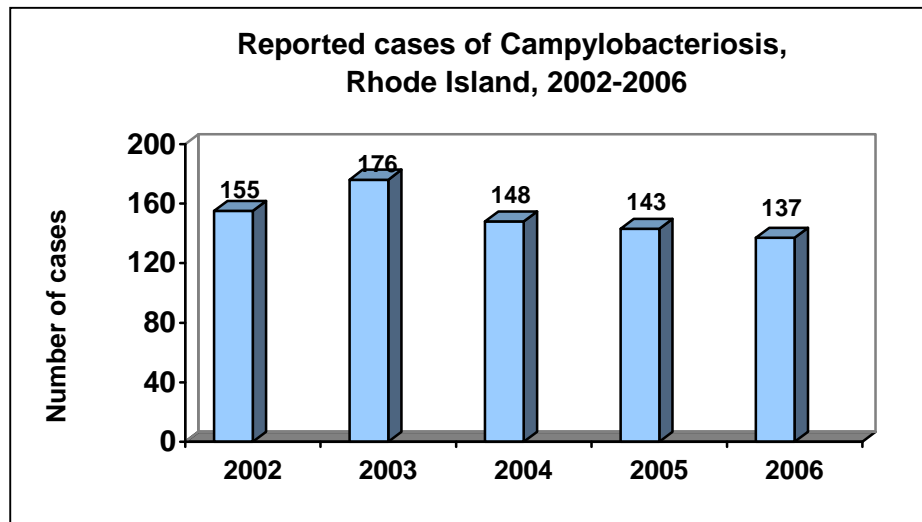


## Campylobacteriosis

- Reported cases of disease, 2002-2006
- 5-year rate of disease, 2002-2006
- Reported cases by age group, 2006
- Reported cases by gender, 2006
- Reported cases by county, 2006
- Reported cases by month, 2006



Reported cases of Campylobacteriosis by age group, Rhode Island, 2006			
Age Group	Number of reported cases	Percent	Rate <sup>1</sup> of disease per 100,000
< 1	1	0.7	8.2
1-4	5	3.6	10.1
5-9	7	5.1	11.2
10-19	9	6.6	6.0
20-29	19	13.9	13.0
30-39	13	9.5	9.3
40-49	23	16.8	13.8
50-59	31	22.6	21.7
60-74	15	10.9	12.9
75+	13	9.5	16.1
Unknown	1	0.7	---
<b>TOTAL</b>	<b>137</b>	<b>100.0</b>	<b>12.8</b>

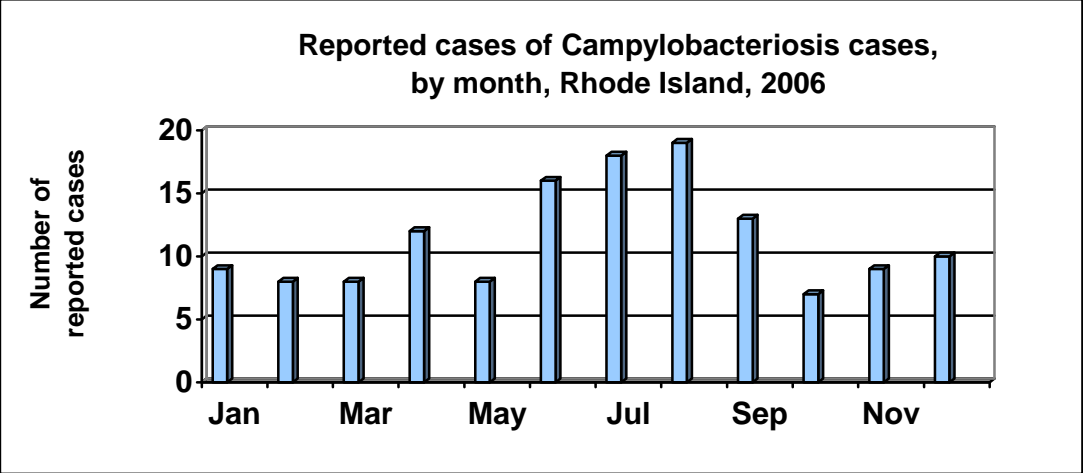
<sup>1</sup> Denominators for computing rates for RI were based on 2006 Census Estimates obtained from the U.S. Census Bureau.

Reported cases of Campylobacteriosis by gender, Rhode Island, 2006			
Gender	Number of reported cases	Percent	Rate <sup>1</sup> of disease per 100,000
Males	82	59.9	15.9
Females	55	40.1	10.0
<b>TOTAL</b>	<b>137</b>	<b>100.0</b>	<b>12.8</b>

<sup>1</sup> Denominators for computing rates for RI were based on 2006 Census Estimates obtained from the U.S. Census Bureau.

Reported cases of Campylobacteriosis by county, Rhode Island, 2006			
County	Number of reported cases	Percent	Rate <sup>1</sup> of disease per 100,000
Bristol	6	4.4	11.5
Kent	19	13.9	11.2
Newport	13	9.5	15.8
Providence	80	58.4	12.6
Washington	16	11.7	12.5
Missing	3	2.2	---
<b>TOTAL</b>	<b>137</b>	<b>100.0</b>	<b>12.8</b>

<sup>1</sup> Denominators for computing rates for RI were based on 2006 Census Estimates obtained from the U.S. Census Bureau.



Questions regarding these data can be directed to Tara Cooper, MPH:  
Phone number: (401) 222-3284 or Email: [Tara.Cooper@health.ri.gov](mailto:Tara.Cooper@health.ri.gov)