





Rhode Island Report Card: Signals for Success

An Assessment of Data Collection, Prevention Programs, Policies, and State-level Capacity for Youth Violence Prevention









Support by CDC Cooperative Agreement #U17/CCU124343
 Enhancing State Capacity to Address Child & Adolescent Health Through Youth
 Violence Prevention (ESCAPE)

Contributing Factor	Data Source	Findings	Grade Signal
Collection of Accessible Data That Assesses Youth Development in Rhode Island	Kids Count; Vital Records; Uniform Crime Report; RI Violent Death Reporting System; Child Death Review; RI Hospital Discharge Data; Youth Risk Behavior Survey; RI Supreme Court Domestic Violence Training & Monitoring Unit; School Accountability for Learning and Teaching; RI Department of Education, InfoWorks!	Rhode Island has many sources of quality data being collected by a broad spectrum of agencies throughout the state. Data on a broad range of violence outcomes and the majority of risk and protective factors for youth violence are collected, analyzed and disseminated regularly.	 <i>Green</i>
Implementation of Evidenced-based programs in Rhode Island	Blueprints for Violence Prevention, an initiative of the Center for Study and Prevention of Violence at the University of Colorado, Boulder; Children’s Safety Network; Rhode Island Violence Prevention Network	Five of the 11 programs identified by the University of Colorado Center for the Study and Prevention of Violence as “Blueprint Model Programs” are being implemented at sites in Rhode Island. Other programs based on the “Blueprint” model are also being implemented, but without fidelity to the original program design, because they have been adapted to meet Rhode Island needs.	 <i>Yellow</i>
Protective Policies in Rhode Island	Children’s Safety Network; RI State General Laws and State Agency Regulations; Child and Adolescent Violence Prevention Advisory Committee Policy Subcommittee	While there are some policies designed to prevent youth violence, their impact on children youth and families has not been evaluated. Few policies in Rhode Island have been developed to support healthy youth development. As a result, more protective policies are needed.	 <i>Red</i>
Rhode Island’s Readiness to Implement Youth Violence Prevention Strategies	Safe RI & Office For Family, Youth and School Success, Dept. of Health; RI Dept. of Ed.; Coalition Against Domestic Violence; RI Executive Office of Health and Human Services; Rape Prevention & Education; RI Children’s Cabinet; RI Violence Prevention Network; Lifespan Community Health; Brown University	The ESCAPE planning process provided compelling evidence that Rhode Island is ready and committed to implement the state strategic plan to prevent youth violence. Multiple federal grants have been secured that build state capacity for evidence-based, primary prevention initiatives that promote systems level change.	 <i>Green</i>

Rhode Island Report Card: Signals for Success

Shared Risk and Protective Factors for Youth Violence








Risk & Protective Factors	Data Source	Findings	Grade Signal
1. Poverty	American Community Survey, US Bureau of the Census	Since 1990, the number of Rhode Island children living in poverty has increased by 50%, from 14% in 1990 to 21% in 2004 ² .	 <i>Red</i>
2. Exposure to Violence	Domestic Violence/Sexual Assault Dataset, Rhode Island Supreme Court Domestic Violence Training and Monitoring Unit	During 2004, there were 2,043 domestic violence incidents reported to police where one or more children were present ⁴ .	 <i>Red</i>
3. Poor Emotional Health	Rhode Island YRBS, Center for Health Data and Analysis, Rhode Island Department of Health	In 2005, 25.7% of Rhode Island high school students reported feeling sad or hopeless almost every day for two weeks or more. 14% reported that they seriously considered attempting suicide, while 11% made a plan for how they would attempt suicide ¹ .	 <i>Red</i>
4. Alcohol and Other Drug Use	Rhode Island YRBS, Center for Health Data and Analysis, Rhode Island Department of Health	In 2003, 26.8% of Rhode Island high school students surveyed engaged in binge drinking at least one time in the 30 days preceding the survey, and 44.2% of youth surveyed reported any lifetime use of marijuana ¹ .	 <i>Red</i>
5. Early Initiation of Violent Behavior	Rhode Island Justice Commission, Juvenile Justice Statistics	During 2004, there were 432 assault-related arrests per every 100,000 RI juveniles ⁷ .	 <i>Red</i>
6. Poor Family Connectedness	KidsCount, The Annie E. Casey Foundation; US Census Bureau, American Community Survey	During the year 2004, there were 770 Rhode Island youths per 100,000 under age 21 living in out-of-home placement ³ . During the same time period, a full 5,503 grandparents in Rhode Island reported having primary responsibility for raising their minor grandchildren (under age 18) ² .	 <i>Red</i>

Rhode Island Report Card: Signals for Success

Shared Risk and Protective Factors for Youth Violence



Risk & Protective Factors	Data Source	Findings	Grade Signal
7. Adult Supervision	School Accountability for Learning and Teaching survey (SALT), University of Rhode Island	In 2004, 77% of elementary school students, 57% of middle school students, and 40% of high school students reported spending less than 3 hours, 1 to 2 days per week by themselves after-school ⁶ .	 <i>Red</i>
8. Social Capital	School Accountability for Learning and Teaching survey (SALT), University of Rhode Island	In 2004, 10% of Rhode Island middle school and 17% of Rhode Island high school students engage in volunteer activities through their school or community ⁶ .	 <i>Red</i>
9. School Climate	School Accountability for Learning and Teaching survey (SALT), University of Rhode Island	In 2004, 34% of Rhode Island elementary school students, 40% of Rhode Island middle school students, and 27% of Rhode Island high school students reported that they feared being hurt or bothered at school ⁶ .	 <i>Red</i>
10. Academic Achievement	RI Department of Education, Infoworks!	In 2004, 49% of Rhode Island high school students achieved basic understanding on English standards and 58% achieved basic understanding on Math standards ⁵ .	 <i>Red</i>
11. Favorable Parental Attitudes / Good Family Management Practices	School Accountability for Learning and Teaching survey (SALT), University of Rhode Island	In 2004, 79% of elementary school students, 75% of middle school students, and 65% of high school students reported that their parents actively spoke with them about ways that they could improve their performance in school ⁶ .	 <i>Yellow</i>



Rhode Island Report Card: Signals for Success

Criteria for Grading & References

RI Grade Signal Criteria:

The determination of how Rhode Island is doing on each of the categories identified in the Report Card is based on a consensus building process undertaken by the Child and Adolescent Violence Prevention Advisory Committee (CAVPAC).

Green = *Doing Well*

Yellow = *Needs Improvement*

Red = *High Potential for Causing Harm*

References:

1. Youth Risk Behavior Survey, 2003 & 2005, Center for Health Data and Analysis, Rhode Island Department of Health; Accessed at: <http://www.health.ri.gov/webquery/yrbs/index.html>
2. U.S. Census Bureau, American Community Survey, 2004; Accessed at: <http://www.census.gov/acs/www/>
3. KIDS Count, online, The Annie E. Casey Foundation, Accessed at: <http://www.caseyfoundation.org/kidscount/>, cited on: March 31, 2006
4. DV/SA Dataset, 2004, Rhode Island Supreme Court Domestic Violence Training and Monitoring Unit; Accessed at: http://www.courts.state.ri.us/domesticnew/dvsa/dataset_dloads.htm
5. Rhode Island Department of Education, Infoworks!, Accessed at: <http://www.ride.ri.gov/Applications/eRide.aspx>
6. School Accountability for Learning and Teaching survey, University of Rhode Island, 2004, Accessed at: <http://www.ride.ri.gov/Applications/eRide.aspx>
7. Rhode Island Justice Commission, State Justice Statistics, Juvenile Justice Statistics, Accessed at: <http://www.rijustice.ri.gov/sac/stats.htm>